


Indoor fixed installation

V3-PRO Series







Ultra high definition



Light weight



Flexible assembly



Right angle splicing



Hardwired



front maintenance



Quick installation



High gray high brush

Appearance


Extending the appearance of the MI-PRO series boxes with small spacing, a semi-circular design element symbolizing infinite possibilities is used as the exterior design element. When N boxes are pieced together to form countless waves, it shows a soft and graceful state. This not only showcases a stable and smooth aesthetic, but also gives the product a sense of technology and futurism. Through this innovative exterior design concept, it conveys Lianjin's determination and belief in persistently exploring in the field of display, dedicated to showcasing excellent quality to customers.

*The perfect fusion of
technology and vision*




Cabinet size


500X250X33mm




750X250X33mm



1000X250X33mm




1000X500X33mm




Cabinet weight

Die cast aluminum integrated box body, high precision, with a total thickness of only 33mm,
The weights of the four types of boxes, 1000X500mm/1000X250mm/750X250mm/500X250mm, are as
follows:10.5kg/5.6kg/4.0kg/3.0kg




**Front installation
and maintenance**



High gray and high brush, dazzling colors

High grayscale and high refresh rate, no scanning lines in photography, resulting in a more realistic and delicate display with vibrant and saturated colors.



160°

Large viewing angle



3840Hz

High refresh rate



10000:1

high contrast ratio

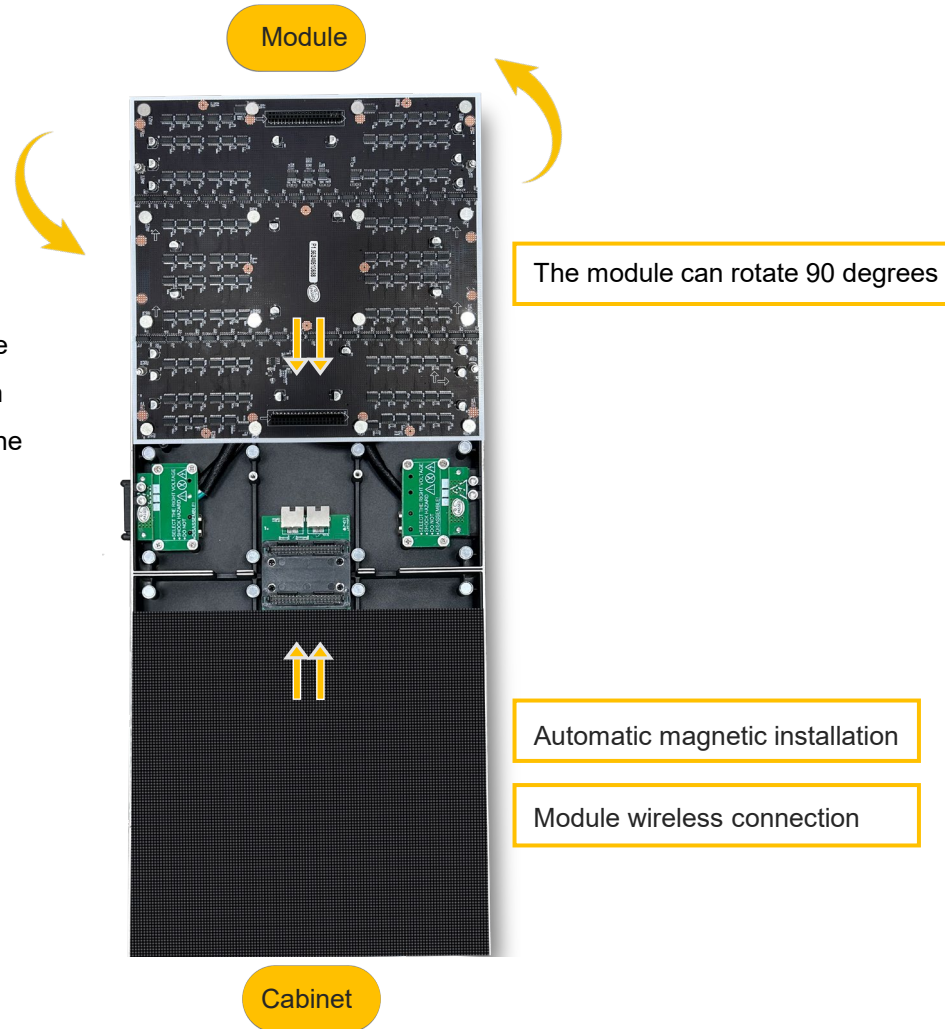


16bit

High grayscale

Innovative module

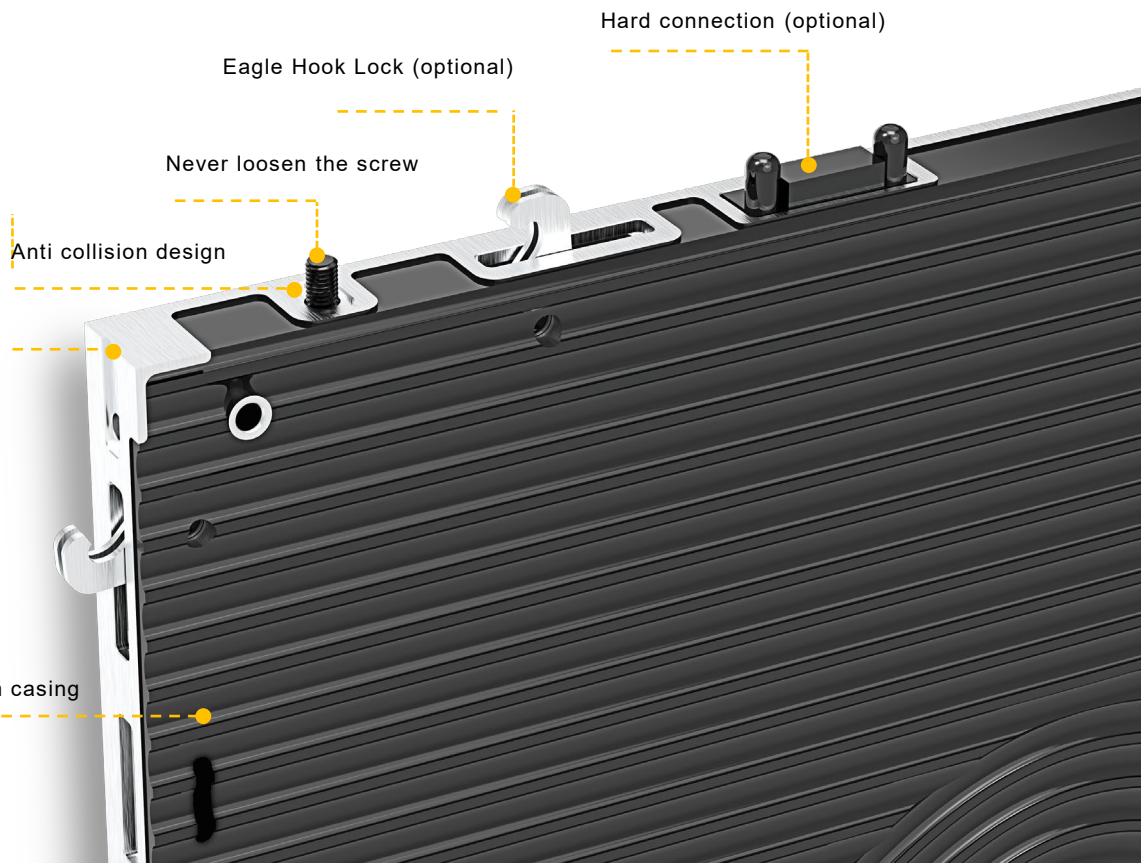
- The innovative design of the module ensures that the viewing angle of the light beads is not affected when rotating the module direction. Impact, there will be no color difference. Not only does it improve the visual comfort, but it also enhances the visual effect. The attractiveness of fruit.
- The module is hard connected to the box, and the module adopts magnetic suction automatic adsorption, which is reliable and does not fall off.



Product Details


- Integrated power signal quick plug interface reduces internal wiring work in the box, making installation faster.
- The box is made of high-precision die-casting material, with integrated molding, positioning columns, eagle hook locks (screws that cannot be loosened), reinforcement ribs and other details designed for higher flatness. Effectively improve installation efficiency and enhance customer experience.

Integrated molding
High precision die cast aluminum casing



Free splicing, flexible display

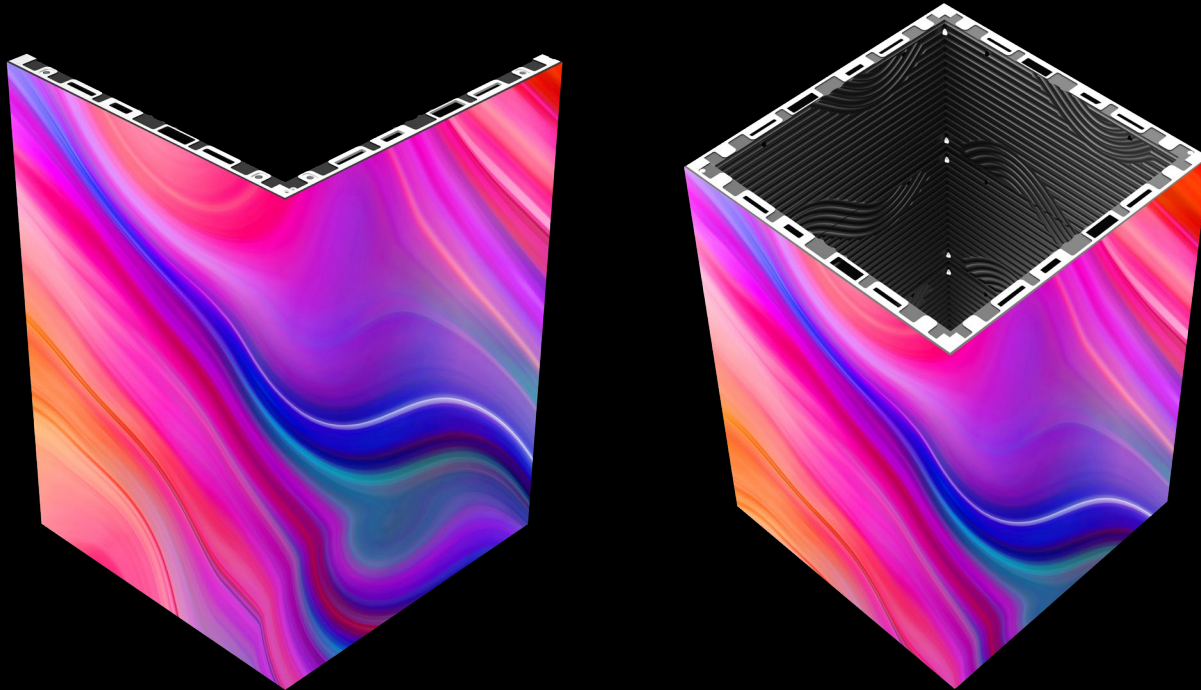
The four types of enclosures, 1000X500mm, 1000X250mm, 750X250mm, and 500X250mm, can be flexibly spliced horizontally and vertically, providing unlimited possibilities for your creative ideas and applications in any scene






Creative splicing, infinite imagination

Supports shapes such as right angles and columns to meet various creative splicing needs.



Installation mode

Support multiple installation methods such as lifting, wall mounted installation, and column shaped installation, suitable for more scenarios.



Hanging




Wall mounting




Variety of shapes

Product Display




500X250mm



700X250mm



1000X250mm



1000X500mm

Pixel Pitch	P1.25	P1.5625	P1.95	P2.5	P2.604	P2.976	P3.91
LED Type	SMD1010(GOB)	SMD1212(GOB)	SMD1515	SMD1515	SMD1515	SMD1515	SMD1515
Physical density(Dot/sqm)	640000	409600	262144	160000	147456	112896	65536
Module resolution	200X200	160X160	128X128	100X100	96X96	84X84	64X64
Module dimension(mm)	250X250	250X250	250X250	250X250	250X250	250X250	250X250
Panel size(mm)	1000×500×33 1000×250×33 750×250×33 500×250×33	1000×500×33 1000×250×33 750×250×33 500×250×33	1000×500×33 1000×250×33 750×250×33 500×250×33	1000×500×33 1000×250×33 750×250×33 500×250×33	1000×500×33 1000×250×33 750×250×33 500×250×33	1000×500×33 1000×250×33 750×250×33 500×250×33	1000×500×33 1000×250×33 750×250×33 500×250×33
Module quantity(WXH)	4X2/4X1/3X1/2X1	4X2/4X1/3X1/2X1	4X2/4X1/3X1/2X1	4X2/4X1/3X1/2X1	4X2/4X1/3X1/2X1	4X2/4X1/3X1/2X1	4X2/4X1/3X1/2X1
Panel resolution	800×400 800×200 600X200 400×200	640×320 640×160 480×160 320X160	512×256 512×128 384×128 256×128	400×200 400×100 300×100 200×100	384×192 384×96 288×96 192×96	336×168 336×84 252×84 168×84	256×128 256×64 192×64 128×64
Maintenance	Front access	Front access	Front access	Front access	Front access	Front access	Front access
Cabinet material	Die cast aluminum	Die cast aluminum	Die cast aluminum	Die cast aluminum	Die cast aluminum	Die cast aluminum	Die cast aluminum
Single point brightness correction	Have	Have	Have	Have	Have	Have	Have
Brightness(Nits)	600	600	800	800	800	800	800
Color temperature(K)	3200-9300 Optional	3200-9300 Optional	3200-9300 Optional	3200-9300 Optional	3200-9300 Optional	3200-9300 Optional	3200-9300 Optional
Viewing angle(V/H)	160°/160°	160°/160°	160°/160°	160°/160°	160°/160°	160°/160°	160°/160°
Brightness/Color uniformity	≥97%	≥97%	≥97%	≥97%	≥97%	≥97%	≥97%
Contrast	10000 : 1	10000 : 1	10000 : 1	10000 : 1	10000 : 1	10000 : 1	10000 : 1
Frame frequency	50/60	50/60	50/60	50/60	50/60	50/60	50/60
Drive mode	1/50 Scan	1/40 Scan	1/32 Scan	1/25 Scan	1/32 Scan	1/28 Scan	1/16 Scan
Gray level	14/16 Optional	14/16 Optional	14/16 Optional	14/16 Optional	14/16 Optional	14/16 Optional	14/16 Optional
Refresh rate(Hz)	3840	3840	3840	3840	3840	3840	3840
Max. power consumption(W/sqm)	350	350	350	350	350	350	350
Avg. power consumption(W/sqm)	100-200	100-200	100-200	100-200	100-200	100-200	100-200
Protection level	IP31	IP31	IP31	IP31	IP31	IP31	IP31
Power input	AC90-264V,47-63Hz						
Working temperature/humidity(°C/RH)	-20~60°C/10%~85%						
Storage temperature/humidity(°C/RH)	-20~60°C/10%~85%						
Cert.	CCC/CE/RoHS/FCC/CB/TUV/IEC						

Scene display



THANKS